

VENUE





The Knight trends.

Sleek, glamorous and stylish to boot, the VENUE Knight Edition is ready to set the stage on fire. A powerful stance, dynamic lines, alloy wheels and an elite badging make it a sight to behold. Get ready to make a fashion statement and wow the crowd.



Black painted front grille and Hyundai logo



Black painted alloy wheel with red front brake calipers



Black painted roof rails with brass coloured inserts



Front & rear bumper insert



Other feature : Brass coloured inserts on front wheels | Black front & rear skid plate

Style that grabs attention.

From the dark chrome grille to the connecting LED tail lamps, you know you'll stand out from the pack with flair as you take on life with the new Hyundai VENUE.



Connecting LED tail lamps



Dark chrome front grille



Puddle lamps



R16 (D=405.6 mm) Diamond cut alloys



LED projector headlamps

Other features: LED DRL & positioning lamps | Cornering lamps | Headlamp escort function | Chrome finish outside door handles | Roof rails

Enter the Lit zone.

From home to work to everywhere you want to be, you need to be surrounded in a place that's inherently you. And inside the new Hyundai VENUE all that matters, is you. Stylish, refined and exciting, it's got it all. Embracing the lit life the new Hyundai VENUE is focused on fun and comfort rolled into one incredible package that makes sure it looks just as trendy inside, as it does outside.



Ambient sounds of nature in the 20.32 cm (8.0") HD infotainment system (1st in segment)



2-step rear reclining seats



Power driver seat - 4 way



Ambient lighting



Smart electric sunroof



Digital cluster with colour TFT MID

Other features: Auto healthy air purifier | Fully automatic temperature control with digital display | Leather[^] gear knob | Glovebox cooling | 60:40 Split rear seat
Front seatback scoop | Sports updates | Multiple user profiles | Climate control | Weather updates | 10 Regional languages infotainment (AVNT)

[^]Leatherette

Stay connected to the Lit life.

The new Hyundai VENUE is designed to keep you connected to both your car, and the world around you. Between the Alexa and the 60+ feature-loaded Bluelink, you've got everything you need to make your drives lit and exciting.



Best in segment

60+

Bluelink
Connected
Features



Home to car (H2C) with Alexa^^ (Best in segment)

Other features: Inside rear view mirror with telematics switches (SOS, RSA & Bluelink) | Over-the-Air (OTA) update (1st in segment) | Android Auto & Apple CarPlay

^^T&C apply.

Safety comes first in the new VENUE.

The new Hyundai VENUE isn't just built to excite you, it's built to keep you safe. By adding a host of senses to heighten your own, the new Hyundai VENUE is fully loaded with sophisticated safety features.



Standard across all variants



Rear parking assist camera with dynamic guidelines



6 Airbags



Tyre pressure monitoring system (Highline)

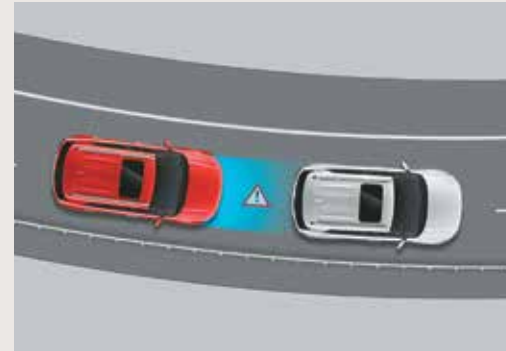
Other features: Strong body structure with AHSS | Electronic stability control (ESC) | Vehicle stability management (VSM) | Hill assist control (HAC)

^Electronic brakeforce distribution

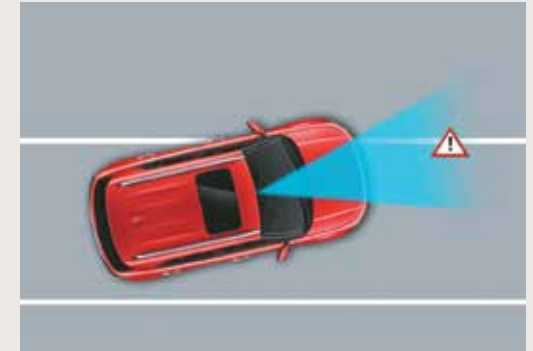
Hyundai SmartSense

Level 1 ADAS. **1st in segment**

Advanced Driver Assistance System (ADAS) uses automated sensing technology to detect obstacles on the road & respond with countermeasures for impact avoidance. Thus offering comprehensive protection on the road. The new Hyundai VENUE comes with cutting-edge autonomous level 1 ADAS system for a smart & intuitive driving experience.



Forward Collision Warning (FCW)



Lane Departure Warning (LDW)



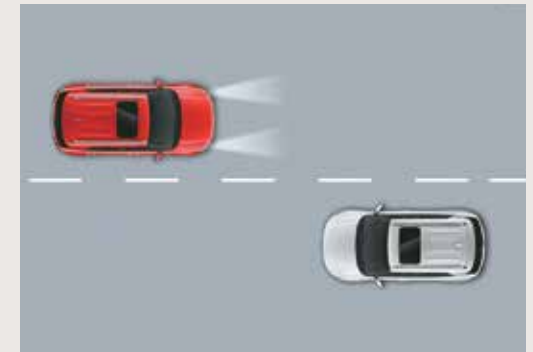
Forward Collision - Avoidance Assist - Car (FCA-Car)
& Forward Collision Warning (FCW)



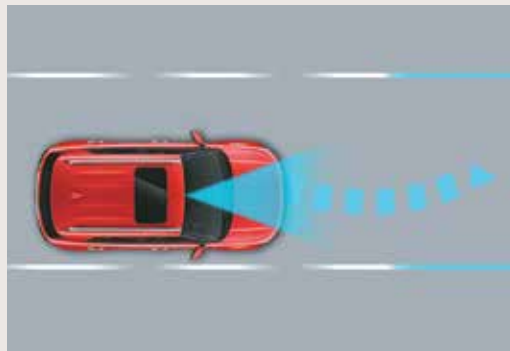
Forward Collision - Avoidance Assist - Pedestrian (FCA-Ped)



Forward Collision - Avoidance Assist - Cycle (FCA-Cyl)



High Beam Assist (HBA)



Lane Keeping Assist (LKA)



Lane Following Assist (LFA)



Driver Attention Warning (DAW)



Leading Vehicle Departure Alert (LVDA)

An exhilarating drive, like nothing else.

It's not just about getting from one place to another, it's about getting there in style. The new Hyundai VENUE puts the fun into driving. At the heart of the new Hyundai VENUE sits a finely tuned engine that delivers the perfect blend of performance and efficiency for that heart thumping driving experience. To put it simply, it's a lit drive!

Kappa 1.2 I MPI petrol

Max power **61** kW (83 PS) @ 6 000 r/min
Max torque **113.8** Nm @ 4 000 r/min



Kappa 1.0 I Turbo GDi petrol

Max power **88.3** kW (120 PS) @ 6 000 r/min
Max torque **172** Nm @ 1 500-4 000 r/min



U2 1.5 I CRDi VGT diesel

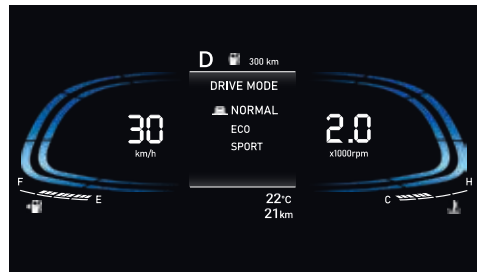
Max power **85** kW (116 PS) @ 4 000 r/min
Max torque **250** Nm @ 1 500-2 750 r/min



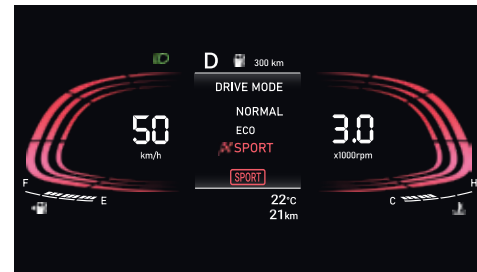
Drive mode themes:



Eco



Normal



Sport

Drive modes:

Get wherever you need to go with ease. Pick your driving mode and let the VENUE do the rest.

Eco: The new VENUE already comes with impressive mileage and driving in ECO mode can help increase even that.

Normal: This is your happy place. The normal mode sits squarely between the performance of the SPORT and efficiency of ECO. Delivering an effortlessly relaxed performance that's perfect for everyday driving.

Sport: When the exhilaration or the drive needs to match the acceleration, switch to SPORT mode. The new VENUE responds with an enthusiastic energy that adds a little extra jump to the already lit drive.

Transmission options: Dual clutch transmission (DCT) | Manual transmission (MT)

Interior & exterior colours

VENUE

Mono tone



Fiery red



Typhoon silver



Titan grey



Denim blue



Atlas white



Abyss black

Dual tone



Fiery red + abyss black roof



Two tone black and greige interiors

VENUE Knight


Mono tone



Fiery red



Titan grey



Atlas white



Abyss black

Dual tone



Fiery red + abyss black roof



All black interiors with brass coloured inserts

Technical specifications

| Items | Kappa 1.2 MPI | Kappa 1.0 Turbo GDI | U2 1.5 CRDi VGT |
|---------------------------------|--|---|--|
| | Petrol | Petrol | Diesel |
| Dimensions | | | |
| Overall length (mm) | 3 995 | | |
| Overall width (mm) | 1 770 | | |
| Overall height (mm) | 1 617* | | |
| Wheelbase (mm) | 2 500 | | |
| Fuel tank capacity (l) | 45 | | |
| Engine | | | |
| Displacement (cm ³) | 1 197 | 998 | 1 493 |
| Max. power | 61 kW (83 PS) @ 6 000 r/min | 88.3 kW (120 PS) @ 6 000 r/min | 85 kW (116 PS) @ 4 000 r/min |
| Max. torque | 113.8 Nm @ 4 000 r/min | 172 Nm @ 1 500 – 4 000 r/min | 250 Nm @ 1 500 – 2 750 r/min |
| Transmission | | | |
| Type | 5-speed manual | 6-speed manual 7-speed DCT | 6-speed manual |
| Suspension | | | |
| Front | McPherson strut with coil spring | | |
| Rear | Coupled torsion beam axle with coil spring | | |
| Brakes | | | |
| Front | Disc | | |
| Rear | Drum | | |
| Tyre | | | |
| Size | 195 / 65 R15 (D=380.2 mm) Steel (E, S, S+, S(O), S(O)+, SX) | 215 / 60 R16 (D=405.6 mm) Styled wheel (Executive, S(O)) 215 / 60 R16 (D=405.6 mm) Diamond cut alloy (SX(O)) | 195 / 65 R15 (D=380.2 mm) Steel (S+) |
| Spare tyre | 195/ 65 R15 (D=380.2 mm) Steel (all trims) | | |

*With roof rails

Dimensions

unit : mm



Key features

| Variant | E | S/S+ | Executive | S+/S(O)/S(O)+ | S(O) Knight | SX | SX Knight | SX(O) | SX(O) Knight |
|--|--|-------------|-----------|---------------|-----------------------|--------------|-------------|--------|--------------|
| Engine & trim plan | | | | | | | | | |
| Kappa 1.2 I MPI petrol | MT | MT (S / S+) | - | MT (S(O)) | MT | MT | MT | - | - |
| Kappa 1.0 I Turbo GDI petrol | - | - | MT | MT/DCT (S(O)) | - | - | - | MT/DCT | MT/DCT |
| U2 1.5 I CRDI VGT diesel | - | - | - | MT (S+) | - | MT | - | MT | - |
| Safety | | | | | | | | | |
| Airbag | Driver & passenger | S | S | S | S | S | S | S | S |
| | Side | S | S | S | S | S | S | S | S |
| | Curtain | S | S | S | S | S | S | S | S |
| Dashcam with dual camera | - | - | - | - | S | - | S | - | S |
| ABS with EBD | S | S | S | S | S | S | S | S | S |
| Electronic stability control (ESC) | S | S | S | S | S | S | S | S | S |
| Brake assist system (BAS) | - | S | S | S | S | S | S | S | S |
| Vehicle stability management (VSM) | S | S | S | S | S | S | S | S | S |
| Hill assist control (HAC) | S | S | S | S | S | S | S | S | S |
| Rear parking sensors | S | S | S | S | S | S | S | S | S |
| Rear camera with dynamic guidelines | - | - | - | S | S | S | S | S | S |
| Inside rear view mirror | Day & night mirror | S | S | S | S | S | S | S | S |
| | Electrochromic mirror (ECM) | - | - | - | - | - | S | - | S |
| | Telematics switches (SOS, RSA & Bluelink) | - | - | - | - | 1.2 PL Only | S | S | S |
| Automatic headlamps | - | S | S | S | S | S | S | S | S |
| Headlamp escort function | - | S | S | S | S | S | S | S | S |
| Tyre pressure monitoring system (Highline) | - | S | S | S | S | S | S | S | S |
| Central locking | S | S | S | S | S | S | S | S | S |
| Impact sensing auto door unlock | S | S | S | S | S | S | S | S | S |
| Speed sensing auto door lock | S | S | S | S | S | S | S | S | S |
| Keyless entry | Foldable key | - | S | S | S | - | - | - | - |
| | Smart key | - | - | - | - | S | S | S | S |
| Rear defogger with timer | - | S | S | S# | S | S | S | S | S |
| Seatbelt reminder (all seats) | S | S | S | S | S | S | S | S | S |
| High speed alert | S | S | S | S | S | S | S | S | S |
| Seatbelt pretensioners (Driver, passenger) | S | S | S | S | S | S | S | S | S |
| 3 Point seat belts (all seats) | S | S | S | S | S | S | S | S | S |
| Immobilizer | S | S | S | S | S | S | S | S | S |
| ISOFIX | S | S | S | S | S | S | S | S | S |
| Burglar alarm | - | - | - | - | - | 1.2 PL Only | S | S | S |
| | Forward Collision Warning (FCW) | - | - | - | - | - | - | S | - |
| | Forward Collision-Avoidance Assist- Car (FCA-Car) | - | - | - | - | - | - | S | - |
| | Forward Collision-Avoidance Assist - Pedestrian (FCA-Ped) | - | - | - | - | - | - | S | - |
| Hyundai SmartSense (Advanced driver assistance system) | Forward Collision-Avoidance Assist- Cycle (FCA-Cyl) | - | - | - | - | - | - | S | - |
| | Lane Keeping Assist (LKA) | - | - | - | - | - | - | S | - |
| | Lane Departure Warning (LDW) | - | - | - | - | - | - | S | - |
| | Driver Attention Warning (DAW) | - | - | - | - | - | - | S | - |
| | Lane Following Assist (LFA) | - | - | - | - | - | - | S | - |
| | High Beam Assist (HBA) | - | - | - | - | - | - | S | - |
| | Leading Vehicle Departure Alert (LVDA) | - | - | - | - | - | - | S | - |
| Exterior | | | | | | | | | |
| Headlamps | Halogen lamps | S | S | S | 1.5 DSL only | - | - | - | - |
| | LED projector headlamps | - | - | - | S# | S | S | S | S |
| | Cornering lamps | - | - | - | S# | S | S | S | S |
| | LED DRLL & positioning lamps | - | - | - | S# | S | S | S | S |
| Connecting LED tail lamps | - | - | - | - | S# | S | S | S | S |
| Front grille | Dark chrome | S | S | S | S | - | S | - | S |
| | Black painted | - | - | - | - | S | - | S | - |
| Front and rear bumpers | Body coloured | S | S | S | S | - | S | - | S |
| | Body coloured with brass coloured inserts | - | - | - | - | S | - | S | - |
| Outside door mirrors (ORVM) | Body coloured | - | S | S | S | - | S | - | S |
| | Black painted | - | - | - | - | S | - | S | - |
| Outside door handles | Body coloured | S | S | S | S | S | S | S | - |
| | Chrome | - | - | - | - | - | - | S | - |
| Front & rear skid plate | Silver | S | S | S | S | - | S | - | S |
| | Black | - | - | - | - | S | - | S | - |
| Roof rails | Silver | - | S | S | S | - | S | - | S |
| | Black painted with brass coloured inserts | - | - | - | - | S | - | S | - |
| Turn indicators on outside mirrors | - | - | - | - | S | S | S | S | S |
| Wheels | R15 (D=380.2 mm) Steel wheels with wheel cover | S | S | - | 1.2 PL & 1.5 DSL only | - | 1.2 PL Only | - | - |
| | R15 (D=380.2 mm) Steel wheels with black painted wheel cover with brass coloured inserts | - | - | - | - | S | - | S | - |
| | R16 (D=405.6 mm) DT styled wheels | - | - | S | 1.0T only | - | - | - | - |
| | R16 (D=405.6 mm) Diamond cut alloys | - | - | - | - | 1.5 DSL Only | - | S | - |
| | R16 (D=405.6 mm) Black painted alloys with brass coloured inserts | - | - | - | - | - | - | - | S |
| Shark fin antenna | Body coloured | - | S | S | S | - | S | - | S |
| | Black | - | - | - | - | S | - | S | - |
| Red front brake calipers | - | - | - | - | - | - | - | - | S |

| Variant | E | S/S+ | Executive | S+/S(O)/S(O)+ | S(O) Knight | SX | SX Knight | SX(O) | SX(O) Knight |
|--|---|------|-----------|---------------|-------------|----|-----------|-------|--------------|
| Interior | | | | | | | | | |
| Exclusive Knight emblem | | | | | | | | | |
| D-Cut steering | | | | | | | | | |
| Two tone black & greige | | | | | | | | | |
| All black interior with brass coloured inserts | | | | | | | | | |
| Fabric | | | | | | | | | |
| Leather^ + fabric | | | | | | | | | |
| Seat upholstery | | | | | | | | | |
| Exclusive black seat upholstery with brass coloured highlights (Leather^ + Fabric) | | | | | | | | | |
| Leather^ pack | | | | | | | | | |
| Steering wheel | | | | | | | | | |
| Gear knob | | | | | | | | | |
| 3D designer mats | | | | | | | | | |
| Ambient lighting | | | | | | | | | |
| Sporty metal pedals | | | | | | | | | |
| Metal finish inside door handles | | | | | | | | | |
| Front & rear door map pockets | | | | | | | | | |
| Seatback pocket (passenger side) | | | | | | | | | |
| Seating | | | | | | | | | |
| Height adjustable driver seat | | | | | | | | | |
| Front seat adjustable headrest | | | | | | | | | |
| Rear seat adjustable headrest | | | | | | | | | |
| 2-step rear reclining seat | | | | | | | | | |
| 60:40 split rear seat | | | | | | | | | |
| Infotainment & connectivity | | | | | | | | | |
| Digital cluster with colour TFT MID | | | | | | | | | |
| 20.32 cm (8") touchscreen infotainment system | | | | | | | | | |
| 20.32 cm (8") HD infotainment system with Bluelink system | | | | | | | | | |
| Multiple regional language | | | | | | | | | |
| Ambient sounds of nature | | | | | | | | | |
| Home to car (H2C) with Alexa ^^ | | | | | | | | | |
| Over-the-Air (OTA) update | | | | | | | | | |
| Smartphone connectivity** | | | | | | | | | |
| Wireless Android Auto & Apple Carplay | | | | | | | | | |
| Android Auto & Apple Carplay | | | | | | | | | |
| Voice recognition | | | | | | | | | |
| Front & rear speakers | | | | | | | | | |
| Front tweeter | | | | | | | | | |
| Steering wheel with audio & bluetooth controls | | | | | | | | | |
| Comfort & convenience | | | | | | | | | |
| Remote engine start with smart key | | | | | | | | | |
| Power driver seat - 4 way | | | | | | | | | |
| Drive mode select (Eco, Normal, Sport) | | | | | | | | | |
| Sunroof | | | | | | | | | |
| Smart electric | | | | | | | | | |
| Voice enabled smart electric | | | | | | | | | |
| Paddle shifters | | | | | | | | | |
| Push button start/stop | | | | | | | | | |
| Power windows | | | | | | | | | |
| Front | | | | | | | | | |
| Rear | | | | | | | | | |
| Manual AC | | | | | | | | | |
| FATC with digital display | | | | | | | | | |
| Air conditioning | | | | | | | | | |
| Motor driven power steering | | | | | | | | | |
| Outside mirrors | | | | | | | | | |
| Electrically adjustable | | | | | | | | | |
| Auto fold with welcome function | | | | | | | | | |
| Puddle lamps | | | | | | | | | |
| Rear AC vents | | | | | | | | | |
| Auto healthy air purifier | | | | | | | | | |
| Wireless phone charger | | | | | | | | | |
| Glovebox cooling | | | | | | | | | |
| Tilt steering | | | | | | | | | |
| Cruise control | | | | | | | | | |
| Front centre armrest with storage | | | | | | | | | |
| Front USB charger (C type) | | | | | | | | | |
| Front power outlet | | | | | | | | | |
| Rear USB charger (C type) | | | | | | | | | |
| Front map lamps | | | | | | | | | |
| Intermittent variable front wiper | | | | | | | | | |
| Rear wiper & washer | | | | | | | | | |
| Lane change indicator | | | | | | | | | |
| Rear parcel tray | | | | | | | | | |
| Luggage lamp | | | | | | | | | |
| Battery saver & AMS | | | | | | | | | |
| Idle stop & go (ISG) | | | | | | | | | |

S - Standard

^Leatherette

** Works with select Android & Apple smartphones only.

^Not included in 1.5 DSL MT

^^Alexa Amazon Echo is not a standard car accessory and customer needs to purchase from third party.

Dealer's Name & Address

Peace of mind

3 YEAR
Unlimited*
Kilometer Warranty

3 YEAR
Road Side Assistance (RSA)

UPTO 5 YEARS
Shield of Trust
Running Repair Package*

UPTO 5 YEARS
Shield of Trust Super
Maintenance Package*

 **Lowest cost of maintenance#**

UPTO 7 YEARS
Extended Warranty^

my
Hyundai
app

Hyundai
Click to Buy

3 Years Bluelink subscription

Some of the equipment illustrated or described in this leaflet may not be supplied as standard equipment and may be available at extra cost. • Hyundai Motor India reserves the right to change specifications, schemes and equipment without prior notice. • Functionality of Bluelink depends on adequate power supply and uninterrupted network connectivity to infotainment system. The Bluelink system is designed in such a way that it makes vehicle theft difficult if its circuit and battery connection is uninterrupted. • Upto 7 years extended warranty is applicable only for petrol variants. • Hyundai Motor India recommends you to avoid using backcovers for mobiles while charging your phone on the wireless charger • #Hyundai Creta (Diesel) has lowest average yearly periodic maintenance service cost in its segment of ₹ 4122 for 5 years in Delhi, Source: Cardekho.com. • The colour plates shown may vary slightly from the actual colours due to the limitations of the printing process. Please consult your dealer for full information and availability on colours and trim. *Terms & conditions apply.

For more details,
please consult your Hyundai dealer.

Hyundai Motor India Ltd.

Plot C-11, City Centre, Sector-29, Gurugram (Haryana) - 122 001

Visit us at www.hyundai.co.in or call us at 1800-11-4645 (Toll Free) 098-7356-4645.